



Name of the Company : MANAKSIA LTD			
Scrip Cd:18123 (CSE), MANAKSIA (NSE),532932(BSE)		Class of Security	EQUITY SHARES
Quarter ended : 31st March 2011			
Partly paid-up shares:-	No. of partly paid-up shares	As a % of total no of partly paid up shares	As a % of total no of shares of the Company
Held by Promoter /Promoter Group	NA		
Held by public	NA		
Total			
Outstanding Convertible Securities	No. of outstanding securities	As a % of total no. outstanding convertible securities	As a % of total no., assuming full conversion of the convertible securities
Held by Promoter /Promoter Group	NA		
Held by public	NA		
Total			
Warrants	No. of Warrants	As a % of total no. of warrants	As a % of total no., assuming full conversion of the warrants
Held by Promoter /Promoter Group	NA		
Held by public	NA		
Total			
Total paid up Capital of the Company, assuming full conversion of warrants and convertible securities			65534050

For MANAKSIA LIMITED


Company Secretary

Category Code	Category of Shareholder	Number of shareholders	Total number of shares	Number of shares held in dematerialized form	Total shareholding as a percentage of total number of shares		Shares pledged or otherwise encumbered	
					As a percentage of (A+B)	As a percentage of (A+B+C)	Number of shares	As a percentage
(A)	Shareholding of Promoter and Promoter Group							
(1)	INDIAN							
(a)	Individuals/ Hindu Undivided Family	26	41,255,940	41,255,940	62.953	62.953	-	-
(b)	Central Government/ State Government(s)	-	-	-	-	-	-	-
(c)	Bodies Corporate	-	-	-	-	-	-	-
(d)	Financial Institutions/ Bank	-	-	-	-	-	-	-
(e)	Any other (specify)	-	-	-	-	-	-	-
	Sub-Total(A)(1)	26	41,255,940	41,255,940	62.953	62.953	-	-
(2)	FOREIGN							
(a)	Individuals (non-Resident Individuals/ Foreign Individuals)	-	-	-	-	-	-	-
(b)	Bodies Corporate	-	-	-	-	-	-	-
(c)	Institutions	-	-	-	-	-	-	-
(d)	Any other (specify)	-	-	-	-	-	-	-
	Sub-Total(A)(2)	-	-	-	-	-	-	-
	Total Shareholding of Promoter Group (A)=(A)(1)+(A)(2)	26	41,255,940	41,255,940	62.953	62.953	-	-

For MANAKSIA LIMITED


Company Secretary

(B)	Public Shareholding								
(1)	Institutions	-	-	-	-	-	-	-	-
(a)	Mutual Funds/ UTI	-	-	-	-	-	-	-	-
(b)	Financial Institutions/ Bank	2	19,208	19,208	0.030	0.030	-	-	-
(c)	Central Government/ State Government(s)	-	-	-	-	-	-	-	-
(d)	Venture Capital Fund	-	-	-	-	-	-	-	-
(e)	Insurance Companies	-	-	-	-	-	-	-	-
(f)	Foreign Institutional Investors	12	424,309	424,309	0.647	0.647	-	-	-
(g)	Foreign Venture Capital Investors	-	-	-	-	-	-	-	-
(h)	Any other (specify)	-	-	-	-	-	-	-	-
	Sub-Total(B)(1)	14	443,517	443,517	0.677	0.677	-	-	-
(2)	Non-Institutions								
(a)	Bodies Corporate	558	15,166,998	12,480,248	23.147	23.147	-	-	-
(b)	Individuals - i. Individual shareholders holding nominal share capital upto Rs.1 lakh	36,358	6,806,269	6,675,011	10.386	10.386	-	-	-
	ii. Individual shareholders holding nominal share capital in excess of Rs.1 lakh	13	1,721,801	859,301	2.627	2.627	-	-	-
(c) (i)	Clearing Members	80	69,567	69,567	0.106	0.106	-	-	-
(ii)	NRI (Rep)	216	54,469	54,469	0.083	0.083	-	-	-
(iii)	NRI (Non Rep)	44	13,489	13,489	0.021	0.021	-	-	-
	Sub-Total(B)(2)	37,267	23,834,593	20,152,085	36.370	36.370	-	-	-
	Total Public Shareholding (B)=(B)(1)+(B)(2)	37,281	24,278,110	20,595,602	37.047	37.047	-	-	-
	TOTAL (A)+(B)	37,307	65,534,050	61,851,542	100.00	100.00	-	-	-
(C)	Shares held by Custodians and against which Depository Receipts have been issued								
1	Promoter & Promoter Group	-	-	-	-	-	-	-	-
2	Public	-	-	-	-	-	-	-	-
	GRAND TOTAL (A)+(B)+(C)	37,307	65,534,050	61,851,542	100.00	100.00	-	-	-

For MANAKSIA LIMITED

[Signature]
Company Secretary

(i)(b)

Statement showing Shareholding of persons belonging to the category "Promoter and Promoter Group"

Sr. No.	Name of the shareholder	Total shares held		Shares pledged or otherwise encumbered		
		Number	As a % of grand total	Number	As a percentage	As a % of grand total (A)+(B)+(C) of subclause (i)(a)
1	BASUDEO AGRAWAL	5,774,625	8.812			
2	SURESH KUMAR AGRAWAL	5,643,000	8.611			
3	BASANT KUMAR AGRAWAL	5,366,060	8.188			
4	NAVNEET MANAKSIA	4,181,060	6.380			
5	VARUN AGRAWAL	2,766,930	4.222			
6	VINEET AGRAWAL	2,416,245	3.687			
7	MAHABIR PRASAD AGRAWAL	1,964,925	2.998			
8	KARAN AGRAWAL	1,797,185	2.742			
9	SUNIL KUMAR AGRAWAL	1,616,060	2.466			
10	SHOBHA DEVI AGRAWAL	1,305,560	1.992			
11	CHANDRAKALA AGRAWAL	1,244,810	1.899			
12	PRACHI AGRAWAL	1,026,960	1.566			
13	SUSHIL KUMAR AGRAWAL	852,875	1.301			
14	SHALAJA AGRAWAL	497,810	0.760			
15	SAROJ DEVI AGRAWAL	493,310	0.753			
16	MANJU AGRAWAL	487,125	0.743			
17	KANTA DEVI AGRAWAL	482,060	0.736			
18	BASANT KUMAR AGRAWAL (HUF)	464,060	0.708			
19	BASUDEO AGRAWAL (HUF)	464,060	0.708			
20	MAHABIR PRASAD AGRAWAL (HUF)	464,060	0.708			
21	ADITYA AGRAWAL	464,060	0.708			
22	SUNIL KUMAR AGRAWAL (HUF)	393,750	0.601			
23	ANIRUDHA AGRAWAL	348,000	0.531			
24	SUSHIL KUMAR AGRAWAL (HUF)	338,250	0.516			
25	SURESH KUMAR AGRAWAL (HUF)	337,500	0.515			
26	ANURADHA AGRAWAL	66,000	0.101			
	TOTAL	41,255,940	62.983			

(i)(c)

Statement showing Shareholding of persons belonging to the category "Public" and holding more than 1% of the total number of shares

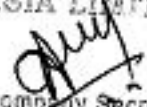
Sr. No.	Name of the shareholder	Number of shares	Shares as a percentage of total number of shares (i.e. Grand Total (A)+(B)+(C) indicated in Statement at para (i)(a) above
1	ACCOLADE TRADERS PVT LTD	3,319,875	5.066
2	ATTRACTIVE VINMAY PVT. LTD.	1,768,290	2.695
3	PALASH MACHINERIES PRIVATE LIMITED	1,514,155	2.310
4	ARADHANA PROPERTIES PRIVATE LIMITED	1,467,000	2.239
5	KALITARA GLASS MOULDING WORKS PVT LTD	1,459,695	2.227
6	B.B.CONSTRUCTIONS LTD	922,500	1.408
7	LALITA STEEL INDUSTRIES (P) LTD	925,554	1.412
	TOTAL	11,375,019	17.357

(i)(d)

Statement showing details of locked-in shares

Sr. No.	Name of the shareholder	Category	Number of shares	Shares as a percentage of total number of shares (i.e. Grand Total (A)+(B)+(C) indicated in Statement at para (i)(a) above
	N.A.			
	TOTAL		0	0.000

FOR MANAKSIA LIMITED


 Company Secretary

(II)(a) Statement showing details of Depository Receipts (DRs)

Sr. No.	Name of the shareholder	Number of shares	Shares as a percentage of total number of shares (i.e. Grand Total (A)+(B)+(C) indicated in Statement at para (1)(a) above
1	N. A.	NIL	
2			
	TOTAL		

(II)(b) Statement showing Holding of Depository Receipts (DRs), where underlying shares by 'promoter/promoter group' are in excess of 1% of the total number of shares

Sr No.	Name of the DR Holder	Type of outstanding DR (ADRs,GDRs ,SDRs,etc)	Number of shares underlying outstanding DRs	Shares underlying outstanding Drs as a percentage of total number of shares (i.e.,Grand Total (A)+(B)+(C) indicated in Statement at para (I)(a) above)
1	N.A.			
2				

(III)(a) Statement showing the voting pattern of shareholders, if more than one class of shares/ securities is issued by the issuer.

Not Applicable since only one class of share / Security is issued by the Company

FOR MANAKSIA LIMITED


Company Secretary